


# Public Document Pack

 <b>CLEANER GREENER</b> today tomorrow <small>Lincolnshire Waste Partnership Tackling waste together</small>		<b>LINCOLNSHIRE WASTE PARTNERSHIP</b>	
Boston Borough Council	East Lindsey District Council	City of Lincoln Council	Lincolnshire County Council
North Kesteven District Council	South Holland District Council	South Kesteven District Council	West Lindsey District Council

Direct Dialling: 07387 133753

E-Mail: [jess.wosser-yates@lincolnshire.gov.uk](mailto:jess.wosser-yates@lincolnshire.gov.uk)

Democratic Services  
Lincolnshire County Council  
County Offices  
Newland  
Lincoln LN1 1YL

**A Meeting of the Lincolnshire Waste Partnership will be held on Thursday, 27 July 2023 at 10.30 am in Council Chamber, County Offices, Newland, Lincoln LN1 1YL**

## MEMBERS OF THE COMMITTEE

**Voting Councillors:** D McNally (Lincolnshire County Council), C Butler (Boston Borough Council), B Bushell (City of Lincoln Council), M Foster (East Lindsey District Council), M Smith (North Kesteven District Council), J Tyrrell (South Holland District Council), R Baker (South Kesteven District Council), S Bunney (West Lindsey District Council) and Richard Wright (Greater Lincolnshire Leaders and CX's)

**Non-Voting Officers:** Steve Bird (City of Lincoln Council), Victoria Burgess (East Lindsey District Council, Boston Borough Council and South Holland District Council), David Steels (North Kesteven District Council), Adrian Ash (South Kesteven District Council) and Ady Selby (West Lindsey District Council)

## AGENDA

Item	Title	Pages
1	Election of Chairman	
2	Election of Vice-Chairman	
3	Apologies for Absence	
4	Declaration of Interests	
5	Minutes of the meeting held on 9 March 2023	3 - 8

<b>Item</b>	<b>Title</b>	<b>Pages</b>
<b>6</b>	<b>Partner Updates</b> <i>(To receive a report which provides an update of activities taking place in partner authorities)</i>	9 - 12
<b>7</b>	<b>Performance Update &amp; Draft Annual Report</b> <i>(To receive a report by Matthew Michell, Lincolnshire County Council, which provides an update on the performance of the LWP against Key Performance Indicators (KPIs) which measure progress against the vision and objectives outlined in the LWP's Joint Municipal Waste Management Strategy)</i>	13 - 42
<b>8</b>	<b>Joint Municipal Waste Management Strategy Action Plan</b> <i>(To receive a presentation from Charlotte Paine, Head of Environmental &amp; Operational Services – South Holland, on the Joint Municipal Waste Management Strategy (JMWMS) Action Plan)</i>	Verbal Report
<b>9</b>	<b>Lincolnshire Waste Partnership Forward Plan</b> <i>(To provide the Lincolnshire Waste Partnership with an opportunity to agree future meeting dates and to suggest items for consideration at future meetings)</i>	43 - 44

Debbie Barnes OBE  
Chief Executive  
19 July 2023

Please note: This meeting will be broadcast live on the internet and access can be sought by accessing [Agenda for Lincolnshire Waste Partnership on Thursday, 5th October, 2023, 10.30 am \(moderngov.co.uk\)](https://www.moderngov.co.uk/Agenda-for-Lincolnshire-Waste-Partnership-on-Thursday-5th-October-2023-10.30-am)



## LINCOLNSHIRE WASTE PARTNERSHIP 9 MARCH 2023

### PRESENT:

#### **COUNCILLOR D MCNALLY (LINCOLNSHIRE COUNTY COUNCIL) (CHAIRMAN)**

District Councillor Deborah Evans (Boston Borough Council), District Councillor Bob Bushell (City of Lincoln Council), District Councillor Mervyn Head (North Kesteven District Council), District Councillor Roger Gambba-Jones (South Holland District Council), Councillor Mark Anthony Whittington (South Kesteven District Council), District Councillor Owen Bierley (West Lindsey District Council) and Councillor Richard Wright (Greater Lincolnshire Leaders and CX's) (Vice-Chairman)

District Councillors: Deborah Evans (Boston Borough Council) and Owen Bierley (West Lindsey District Council) attended the meeting via Teams

#### Officers in attendance:-

Steve Bird (City of Lincoln Council), Victoria Burgess (South & East Lincolnshire Councils Partnership), David Steels (North Kesteven District Council), Matthew Michell (LCC Waste Strategy Manager), Charlotte Paine (South Holland District Council), Mike Reed (LCC Head of Waste), Rachel Stamp (LCC Waste Partnerships & Projects Manager), Anne-Marie Coulthard (South Kesteven District Council), Robert Gilliot (West Lindsey District Council), Karen Bradford (Greater Lincolnshire Leaders and CX's) and Thomas Crofts (LCC Democratic Services Officer)

#### 1 APOLOGIES FOR ABSENCE

Apologies for absence were received from Councillors Foster and Tyrell.

#### 2 DECLARATION OF INTERESTS

There were no declarations of interest made at this point in proceedings.

#### 3 MINUTES OF THE MEETING HELD ON 11 JULY 2023

The minutes of the previous meeting held on 11 July 2022 were agreed as a correct record and signed by the Chairman.

#### 4 TERMS OF REFERENCE REVIEW

Consideration was given to a report which presented proposed amendments to the Terms of Reference for the Lincolnshire Waste Partnership.

Members of the Partnership discussed the report and raised the following matters:

- Reference to a voting membership comprised of authority representatives was inaccurate as it did not include the voting rights of the representative of Leaders and Chief executives.
- An interim review mechanism needed to be accounted for to make the terms of reference more flexible and not reliant on reviews every two years.
- Carbon reduction targets remained a key factor in the decision-making process of the Partnership.

## RESOLVED

That the Terms of Reference be agreed subject to the following:

- at point 15 – clarify that interim changes the terms of reference be allowed
- at point 8 – remove the term ‘elected members’ and state ‘voting members’
- at point 2 – clarify the voting rights of the Leaders Group and Chief Executives Group

5 TWIN STREAM ROLL OUT UPDATE

Consideration was given to a report which presented an update on the Twin Stream Programme of collecting paper and cardboard. The following was highlighted:

- The scheme had been trialled in three WCAs in 2019 and had now been implemented in 4 districts across Lincolnshire.
- The information campaign ‘Right thing Right Bin’ had proven successful and recycling quality had improved in these areas over the rollout of the scheme.
- 12,800 tons of paper and card had been collected so far.
- At present, North Kesteven had achieved the highest quality recycle in the county.

Members of the Partnership discussed the report and raised the following matters:

- Some residents had expressed a concern regarding where to store the additional bins, especially in urban areas.
- The scheme was of great benefit in contributing towards the Climate Action Plan.
- Recycling contamination rates had markedly improved.
- There was some confusion amongst residents regarding what could be recycled, and some new build residences had not received all the information due to not being included on distribution lists.

Members agreed that the scheme was a positive move forward in terms of environmental impact and waste management.

## RESOLVED

That progress to date be noted and the implementation of the programme across Lincolnshire be supported.

## 6 JOINT MUNICIPAL WASTE STRATEGY REVIEW

Consideration was given to a report which presented the review of the Joint Municipal Waste Management Strategy (JMWMS). It was explained that performance indicators and the action plan would be modified to better reflect the aims of the review and that any changes would be brought back to committee for comment.

Members of the Partnership discussed the report and it was clarified that, although some specific details have changed (e.g. separate food waste collections where to be introduced where technically, environmentally and economically practicable), which reflected the strategic ambitions of the Partnership.

RESOLVED

That the amendments to the JMWMS be agreed.

## 7 PARTNER UPDATES

Consideration was given to a report which gave opportunity for members of the Partnership to share information that may be of interest. The report was taken as read but it was highlighted that waste collection electric vehicles had been trialled in a real world situation and smaller electric vehicles were being procured and tested.

Members of the Partnership discussed the report and raised the following matters:

- The top speed of the electric waste vehicles was 36 miles per hour. The speed and range of the vehicles was a concern especially with a full load on board and were not yet suitable for use on all existing routes.
- Testing of electric waste collection vehicles was being conducted at a national scale and it was a priority of local authorities to ensure innovation ahead of developments pertaining to the Environment Act.

RESOLVED

That the updates provided be noted.

## 8 REGULATORY UPDATES

### 8a Environment Act 2021

Consideration was given to presentation on the latest regulatory implications of the Environment Act. The following was clarified:

- Local authorities would be compensated for managing packaging waste.
- Waste collection and disposal data quality had to improve.
- A Deposit Return Scheme for drinks containers (excluding glass) was to come into force within 3 years.
- Separate collections for glass, metal, plastic, paper and card, food waste, and garden waste were mandated but exceptions remained similar to the previous rules.
- New burdens funding would be made available to Waste Collection Authorities if further separate collections were mandated. There was a lot of uncertainty regarding separate food waste collection.
- Further guidance was to be issued as well as statutory instruments.
- The Partnership was to continue as follows:
  - to engage with DEFRA
  - to lobby and gather evidence
  - to collect data & understand our services & residents
  - to understand and be part of a whole system approach

Members of the Partnership discussed the update and raised the following matters:

- Uncertainty in relation to future funding settlements was a concern, as extra resources were needed to meet the growing demands of the Environment Act.
- Benchmarking performance towards meeting aspects of the new Environment Act against other authorities was not yet useful, as there were still too many unknowns.
- It was anticipated that Local Authorities were expected to finance some of the funding burden of extra services required by the Act.
- DEFRA was looking to utilise food waste as a resource by separating collection.
- It was anticipated that a reduction in packaging waste and waste producers following incentives to take responsibility for recycling their own waste would offset some of the additional costs incurred by Local Authorities in providing extra services.
- The environmental impact of transporting waste needed to feature in any future impact assessments.

The Partnership agreed that further conversations were needed regarding efficient recycling; for instance, if shredding or washing plastic bottles was better. The Partnership also felt that joined up working with other authorities across the country was necessary in order to share limited resources.

RESOLVED

That the update be noted.

#### 8b Infrastructure Updates/Requirements

Consideration was given to a verbal update on infrastructure and potential new requirements. The following was highlighted:

- The new funding burdens only affected waste collection authorities, not waste disposal authorities, however services were projected to cost less as a consequence of there being less waste created.
- Anaerobic digestion of waste was more efficient than burning, which moved it up the waste disposal hierarchy.
- Regarding haulage of waste, greater capacity of haulage trucks meant greater efficiency so Waste Transfer Stations avoid direct delivery by smaller trucks. However, facilitation of this would require an upgrade to existing assets.

Members of the Partnership discussed the report and were concerned that new building regulations had not been accounted for in DEFRA's new environmental impact assessments, which could impact planning permission and design and build codes resulting in financial penalties as well as increased capital costs at a time of high interest rates. The Partnership felt that DEFRA should phase-in the changes so partners could adapt and learn.

RESOLVED

That the update be noted.

#### 8c Lincolnshire Waste Partnership Health & Safety Group / Officer Working Group Briefing

Consideration was given to a report which presented an update on the operational workings of the Partnership's Health and Safety and Officer Working Groups. The report was taken a read.

Members of the Partnership discussed the report and it was clarified to them that persistent organic pollutants (POPs) were an issue, but that they were under control and being managed successfully.

RESOLVED

That the report be noted.

#### 9 PERFORMANCE MEASURE UPDATE

Consideration was given to a report which presented an update on the performance of the Partnership against Key Performance Indicators (KPIs) which measure progress against the vision and objectives outlined in the Joint Municipal Waste Management Strategy. The following was highlighted:

- Green waste had fallen by 8,000 tonnes mostly due to weather conditions – this had impacted many of the service's performance figures.

6

**LINCOLNSHIRE WASTE PARTNERSHIP**

**9 MARCH 2023**

- Recyclate quality had improved due to the continued roll out of the twin stream recycling scheme.
- Trends in household waste from the pandemic appeared to endure and had become a new normal – this included increased kerbside waste but less overall household waste.
- The recycling rate had fallen due to less green waste.

Members of the Partnership discussed the report and raised the following matters:

- Measuring green waste could lead to unhelpful information. Members raised instances where residents remove plant life from their gardens – this reduced waste but did not benefit the environment.
- Whether partners might undertake customer satisfaction surveys. Whilst done separately, it would be good to use unified questions and to take the opportunity to put out LWP messages alongside – e.g. Right Thing Right Bin.
- Reduced household waste had impacted the energy for waste plant; however, input could be supplemented by commercial waste. Work was underway to understand the full impact.
- Positive communications educating residents on how to recycle properly under the twin stream were paramount in the success of its roll out.
- Green waste performance measurement were inequitable between authorities that with vastly different geography – such as, urban areas in contrast to rural areas.

RESOLVED

That the report be noted.

10 LINCOLNSHIRE WASTE PARTNERSHIP FORWARD PLAN

Officers reported that the forward plan was being reviewed to establish what matters were of greatest value and interest.

Members of the Partnership agreed that briefings on pertinent aspects of the Environment Act as they came out would be useful.

RESOLVED

That comments be noted.

The meeting closed at 3.42 pm



# Agenda Item 6



LINCOLNSHIRE WASTE PARTNERSHIP

27<sup>TH</sup> July 2023

<b>SUBJECT:</b>	<b>Partners Update</b>
<b>REPORT BY:</b>	<b>LINCOLNSHIRE WASTE PARTNERSHIP</b>

## BACKGROUND INFORMATION

To provide an opportunity for the members of the Lincolnshire Waste Partnership to share any information that may be of interest with the other partners.

Some partner authorities have provided a written update, which are listed below.

## DISCUSSIONS

### City of Lincoln

The City Council continues to make sound progress with waste service renewal arrangements, having concluded EOI stage interviews now. Consequently the project remains on programme for reletting. Operationally, performance remains sound, with increased challenges to contamination presentation taking up increasing amounts of time. A review of contamination in communal bins is also underway. Both initiatives are expected to lead to a gradual incremental reduction in contamination levels.

### West Lindsey

Following local elections in May, a new administration has been formed at West Lindsey. This has resulted in a new Member representative at Lincolnshire Waste Partnership, Cllr Stephen Bunney, who is also Chairman of the Council. In operational areas, six of our newest freighters have been fitted with solar panels, in the first six weeks of operation this has resulted in a saving of 233 litres of fuel and half a ton of CO<sub>2</sub>. In addition, due to changing working practices the number of Supervisors vans is reducing from five to three, two of these will be fully electric. Finally, Members are currently considering the charge and number of collections for the subscription-based garden waste service for next year, a decision is expected in September.

## **North Kesteven**

### **Seasonal Working Hours**

A report combining minor amendments to the Waste Collection and Enforcement Policy resulting from the biannual review and changes to start times required to implement a seasonal working pattern was approved by NKDC Executive Board on 30th March 2023. We have adopted earlier start times over warmer and lighter months from May until end September and revert back to standard working hours (7.30am-3.30pm) between the months of October until end April to deliver the following:

### **Benefits**

- Limits the risk of crews working at peak heat during hotter months in general and during Met Office issued heat health warnings. – minimises the risk of crews suffering from impacts of working in heat such as dehydration, dizziness, irritability etc; all affecting ability to concentrate and crew health, wellbeing and safety.
- No short notice changes to crew and officer start times – all will routinely start earlier during hotter months. Limits impromptu disruption to life patterns and removes likelihood of crews refusing to comply with ad-hoc requests to start earlier.
- No short notice requests for residents to put bins out earlier – removes likelihood that some residents may not see comms requesting bins to be put out earlier.
- Mitigates short notice suspension of services as a direct result of heat health warnings – removes the need to redirect resources to complete critical services earlier.
- Reverting to 'normal' working hours during darker months – ensures daylight hours are maximised for crew safety.

### *Outcomes*

- Compliance with Health and Safety Executive guidance and legal duty to protect employees from work related risk.
- Crew welfare put at the forefront of operations and their needs responded to.
- Action taken in response to Climate Emergency Strategy and Action Plan.
- Action taken to ensure continuity of service.
- Waste Policy amended to reflect seasonal working patterns.
- Residents informed and engaged

Seasonal working hours commenced on 1st May 2023.

### **Electric Vehicles**

The viability of electric vehicles at the depot continues to be evaluated through gathering data on cost and performance of the electric van used by an Environment Officer and the 3.5T and 4.02T electric caged tippers used for the collection of dog and litter bins. A running measure of diesel mile (emissions) reduction is also being captured.

### **Twin Stream delivery in North Kesteven**

Continued and consistent application by the collection crews of the Right Thing, Right Bin standard through monitoring is ongoing and is essential to ensure that contamination is recorded and managed consistently.

**Verbal updates:**

- Lincolnshire County Council
- South Kesteven
- Boston
- East Lindsey
- South Holland

**OPTIONS**

That the Lincolnshire Waste Partnership:

1. Notes the updates provided,
2. Identify any issues to be added to the Forward Plan for future discussion.

This page is intentionally left blank

# Agenda Item 7



LINCOLNSHIRE WASTE PARTNERSHIP

27<sup>TH</sup> July 2023

<b>SUBJECT:</b>	<b>Performance Update &amp; Draft Annual Report</b>
<b>REPORT BY:</b>	<b>MATTHEW MICHELL LCC WASTE STRATEGY MANAGER</b>
<b>CONTACT NO:</b>	<b>07825 388134</b>

## BACKGROUND INFORMATION

This is the latest in a series of regular updates on the suite of Key Performance Indicators (KPIs) which measure progress against the vision and objectives set out in the LWP's Joint Municipal Waste Management Strategy (JMWMS). However, since this meeting is the LWP AGM, the update is given in the form of notes to accompany the draft LWP Annual Report for 2022/23, the appendices of which include performance reporting.

## OVERVIEW

The draft Annual Report, covering April 2022 to March 2023, is attached for formal consideration by LWP Members. As last year, the Annual Report consists of two documents:

1. LWP Annual Review – This is the public-facing summary which will be published on the LWP page of the LCC website.
2. Appendices – This provides the LWP with greater detail on topics including progress against the JMWMS objectives and action plan, and performance reporting.

Whilst both documents have already been circulated via the LWP Strategic Officer Working Group (SOWG), and thus take account of initial feedback from partners, this AGM provides an opportunity for discussion of any further changes before final publication.

## LWP ANNUAL REVIEW 2022/23

This public-facing document will be published on the LWP page of the LCC website. The attached draft version reflects partner feedback on a previous version, although further feedback is invited at this point for incorporation prior to publication. Included are:

1. Introduction – By the LWP Chair.
2. Better Together – What is the Lincolnshire Waste Partnership?

3. The National Picture – Emerging government policies.
4. We're On The Right Track – Reviewing our Waste Strategy.
5. Moving Forwards Together – Cleaning up our recyclables.
6. What Does "Good" look like? – Is recycling always the best thing?
7. Tackling waste crime – Together on the "ECP bus".
8. Helping You To Help Us – Unified communications.
9. What Happens Next? – Planning for the future.
10. 2022/23 in numbers – Headline statistics as infographics.

NB – As last year, the approved document will be sent for final formatting by the County Council communications team before publication. The wording will remain as agreed by the LWP, but Partners are invited to submit via SOWG any photos/images which they would like to see included in the published version.

## ANNUAL REPORT APPENDICES

These provide a more detailed update and, although available to the public (e.g. through publishing of LWP meeting papers), they are mainly aimed at informing LWP members of the work being done on their behalf. They are presented here in draft form and the LWP are asked both to note the contents and to suggest any changes or additions which they would like to see in the final version.

The appendices consist of:

- **Appendix A – Review of JMWMS Vision and Objectives**
  - Repeats the text of a paper considered at the March 2023 LWP meeting proposing that, subject to minor changes, the strategic objectives of the 2019 JMWMS still apply.
  - Confirms members' agreement to retain the 2019 JMWMS with amendments as proposed.
- **Appendix B – Progress against the Vision and Objectives through the delivery of the Joint Municipal Waste Management Strategy (JMWMS) Action Plan**
  - Confirms that, in line with the March 2023 paper references in Appendix A, the Strategic Officer Working Group (SOWG) are working on an updated Action Plan to bring to LWP members as soon as possible.
- **Appendix C – Measuring Performance**
  - Reports performance against a number of LWP-agreed KPIs.
  - Describes other measures which the LWP may consider using in future.
  - Since this information is reported at all LWP meetings, further details are given below.

## KEY PERFORMANCE INDICATORS

As set out in more detail in Appendix 3 of the Annual Report, in line with our JMWMS Strategic Objective 6, "to find the most appropriate ways to measure our environmental performance, and set appropriate targets", we are seeking to measure how our performance aligns with principles including:

- The **Waste Hierarchy** – Whilst recycling is better than disposal to landfill, it is even better to reuse or, ideally, to produce less waste in the first place.

- A **Circular Economy** – The quantity of recycling is important but, in order to recycle things more times around the loop, it is important to focus on the quality of what is collected.
- Our **Carbon Footprint** – This will help us to measure the overall environmental impact of our waste services.

### **Waste Hierarchy**

Two KPIs have been agreed regarding how we comply with the "Waste Hierarchy":

- Recycling rate of "waste from households" (percentage); and
- Household Waste Collection (kilograms per household).

Performance against these is shown on the below charts (see next page) as follows:

- Up to and including 2021/22 = Confirmed actual performance
- 2022/23 = Provisional as some data still incomplete
- Targets = Agreed by LWP in November 2019 and re-confirmed in July 2022

### **Recycling rate of "waste from households" (percentage)**

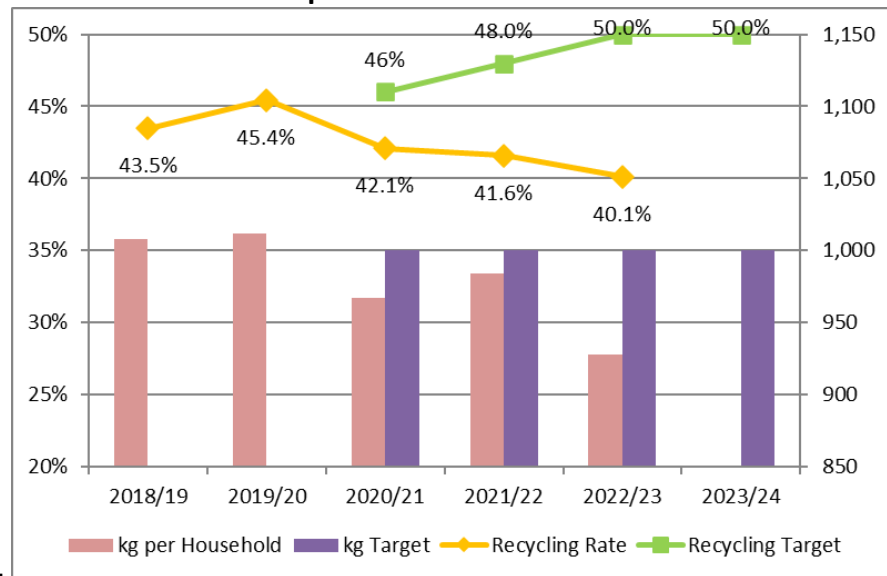
Overall (see Chart 1) our recycling rate was 1.5% less in 2022/23 than in the previous year. Whilst this may seem like bad news, it should be noted that this fall results from the record-breaking hot Summer of 2022 which resulted in less growth in gardens and nearly 9,000 tonnes less green waste for us to compost (see Chart 3). If we had received and composted the "missing" 9,000 tonnes, our recycling rate would have been identical to last year. Indeed, in line with the Waste Hierarchy, it's actually better that the waste wasn't produced in the first place than that we had it to recycle.

### **Household Waste Collection (kilograms per household)**

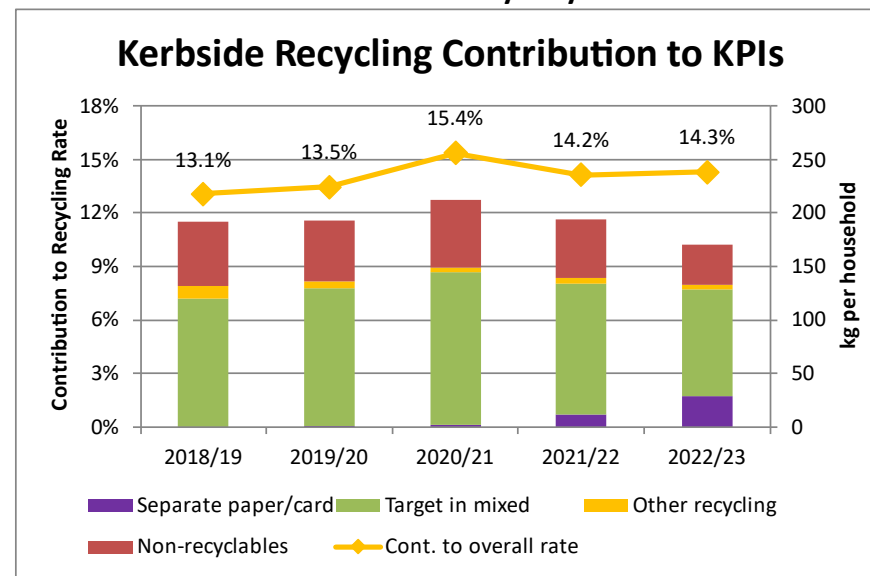
Overall (see Chart 1) this has reduced considerably, and we are doing much better than our target to keep below 1,000kg per household. Whilst, as already described, much of the fall (9,000 tonnes of green waste) was due to the hot Summer, other reductions have contributed to a forecasted drop in household waste of nearly 17,000 tonnes (including the 9,000 tonnes of green).

Continued on next page

**Chart 1 – Overall LWP performance**

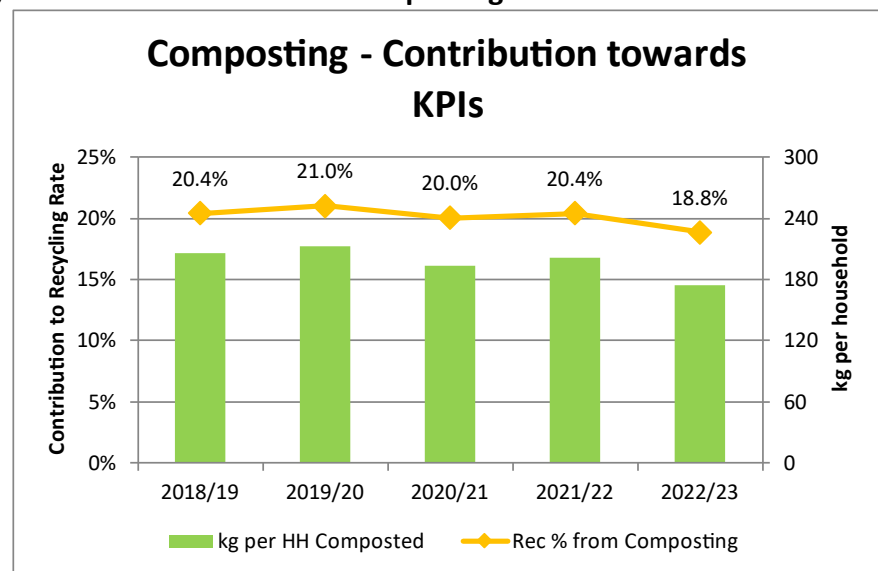


**Chart 2 – Contribution of kerbside dry recyclables**

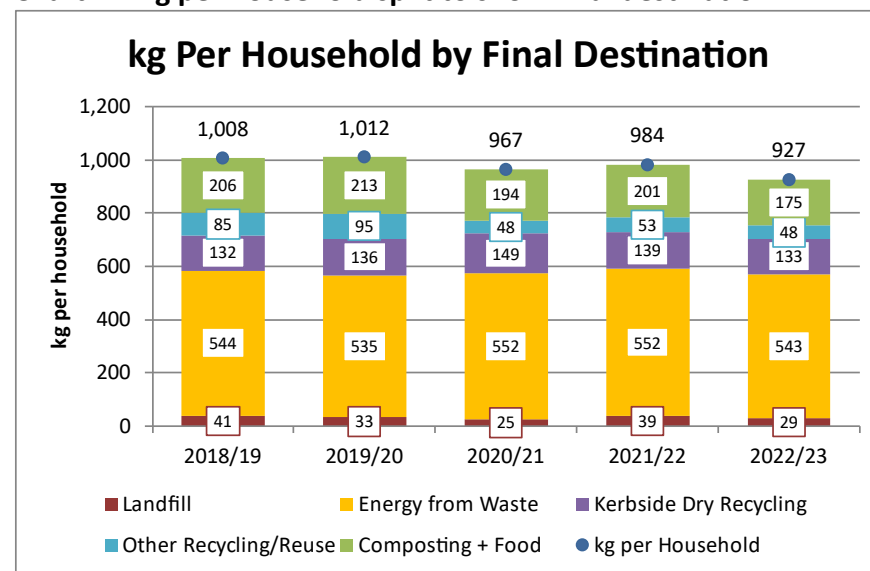


Target in mixed = paper; card; plastic (bottles, pots, tubs, trays); metal cans; glass  
 Other recycling = other recycled plastics (film, rigid); other metals; small paper  
 Non-recyclables = fines; other non-recycled material

**Chart 3 – Contribution of composting**



**Chart 4 – kg per household split to show final destination**





## **Circular Economy**

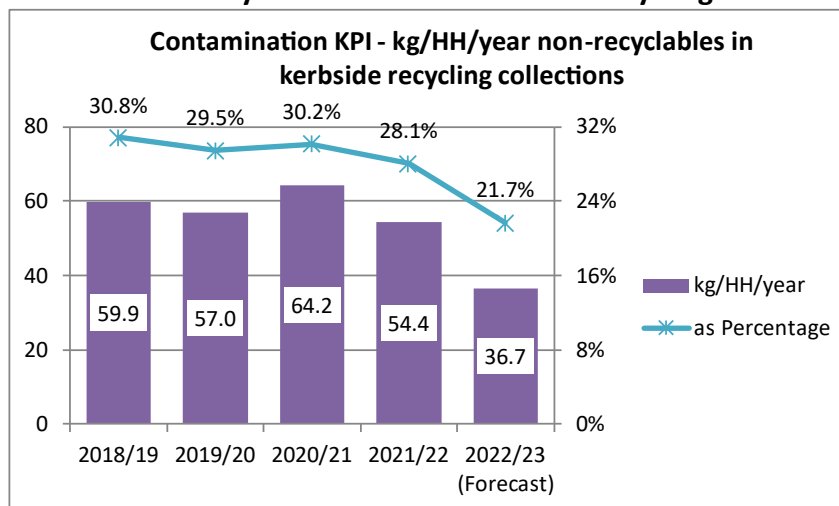
In order to enable our material to be recycled more times, it is important that we improve its quality by reducing how much non-recyclable contamination is collected with it.

Thus, the LWP have agreed two measures relating to the level of non-recyclable materials in our kerbside collections of recyclables. We have not set ourselves specific targets but are making good progress in reducing them compared to where we were previously through our twin-stream collections and accompanying ‘Right Thing, Right Bin’ campaign. For countywide consistency, these measures are for the overall quantity of kerbside-collected dry recyclables so, in twin-stream areas, they include non-recyclables received with:

- Separately-collected paper and card; and
- Remaining mixed recyclables.

Supported by our ‘right thing, right bin’ campaign, and engagement with the public during collection rounds, contamination has fallen significantly in areas where twin-stream collections have rolled out. This is largely due to the remarkably clean paper and card, but the remaining mixed recyclables are also cleaner than before.

**Chart 5 – Non-recyclables in kerbside mixed recycling collections**



## **Carbon Footprint**

An initial assessment, using 2017/18 data, identified the main sources of the LWP’s carbon emissions and, most notably, showed the importance of keeping landfill to a minimum. Having focused on maintaining services during the pandemic, we are now in a position to update that work.

An update on this work will be given in next year’s annual report.

### **OPTIONS**

With regard to the attached public-facing “2022/23 Annual Review” document, the LWP could:

1. Approve publication as it stands. NB – There will be a final reformatting before publication including new photos/images where available.
2. Approve publication subject to specific changes agreed at this meeting.
3. Decide to delay publication pending further partner input and changes.

The attached appendices document will not be published to the same extent, but feedback is still welcomed.

## **RECOMMENDATIONS**

That the LWP:

1. Approves the Public-facing “2021/22 Annual Review” document for publication with any agreed final changes.
2. Notes the information given within the Annual Review appendices document and specifies any changes or additions which they’d like to see.




# Lincolnshire Waste Partnership

## Annual Review 2022/23



# Contents

Introduction	1
Better Together	2
The National Picture	3
We're On The Right Track	4
Moving Forwards Together	5
What Does "Good" look like?	6
Tackling Waste Crime	7
Helping You To Help Us	8
What Happens Next?	9
2022/23 In Numbers	10



CITY OF  
*Lincoln*  
COUNCIL



**Lincolnshire**  
COUNTY COUNCIL  
*Working for a better future*



**North Kesteven**  
DISTRICT COUNCIL



SOUTH  
KESTEVEN  
DISTRICT  
COUNCIL





# Introduction

## Cllr Daniel McNally

Chair of the Lincolnshire Waste Partnership (LWP)

Welcome to the LWP's annual report which covers the financial year from April 2022 to March 2023.

As LWP Chair, I am privileged to work with an excellent team of Elected Members and staff from across the eight councils who work together to manage our county's household waste.

I am also very grateful to the efforts of the people of Lincolnshire who, even more so than ever, are taking care to adhere to our 'Right Thing, Right Bin' campaign which supports us all to recycle as much as possible.

As set out in more detail throughout this report this year, with your help, the LWP has:

- **Collected and processed nearly 350,000 tonnes of household waste** – See page 2 and the back page of this report for more details;
- **Reaffirmed that our strategic objectives still point us in the right direction** – Including aligning with emerging national policies (see pages 3 & 4);
- **Improved the quality of our recyclables** – Supporting a more 'circular economy' through twin-stream collections (see page 5);

- **Looked at how we can do better** – Pushing waste up the 'waste hierarchy' (see page 6);
- **Worked to tackle waste crime** – As individual councils and through the Lincolnshire Environmental Crime Partnership (see page 7);  
and
- **Helped you to help us** – Delivered "Let's Talk Rubbish" Workshops to over 700 primary school children – investing in the future generation (see page 8).



# Better Together

## What is the Lincolnshire Waste Partnership?

In 2022/23, the eight Lincolnshire Waste Partnership (LWP) councils handled nearly 350,000 tonnes of waste —That’s equivalent to:



The weight of 200 elephants countywide every day!

The weight of this car per household each year!



Enough waste to fill Lincoln Cathedral every two months!

Managing that waste is a mammoth operation. Between us, the seven Waste Collection Authorities (your District, Borough or City Council) and Waste Disposal Authority (County Council) provide:

- More than 130 refuse trucks collecting from over 350,000 households,

- Litter collection, street sweeping and flytip clearance,
- 11 Household Waste Recycling Centres located around the county, and
- Getting your waste to where it can best be recycled or disposed of.

In order to ensure these services operate as efficiently and effectively as possible, the eight councils work together as the LWP. Our **Waste Strategy for Lincolnshire** sets out our shared vision:

***“To seek the best environmental option to provide innovative, customer-friendly waste management solutions that give value for money to Lincolnshire.”***

Our Strategy also defines 10 strategic objectives which describe how we aim to handle your waste in a way that fulfils that vision and aligns with national policy as it changes over time. The main purpose of this Annual Review is to let you know about the progress we’re making towards fulfilling those objectives, and it also gives us a chance to reflect on how we can best continue to do so going forwards.

Further details about the LWP and Waste Strategy for Lincolnshire can be found at [www.lincolnshire.gov.uk/recycling-waste](http://www.lincolnshire.gov.uk/recycling-waste)

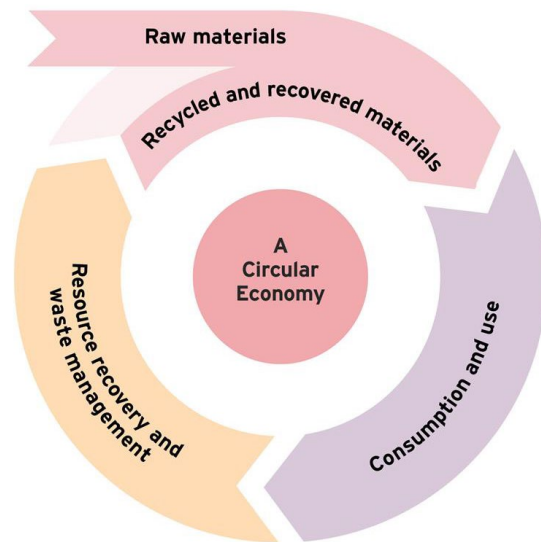
Details of LWP public meetings, including agendas and minutes, are available on the County Council Website or by clicking this [link](#).

# The National Picture

## Emerging government policies

From their 2018 'Resources and Waste Strategy for England', to the 2021 Environment Act, UK government policy has sought to follow several key principles including:

- **Waste Hierarchy** = Sets out an order of preference for waste management from waste reduction, through reuse and recycling, down to disposal (landfill).
- **Polluter Pays** = Those responsible for waste take responsibility for funding the handling of it.
- **Circular Economy** = Moving from a linear approach – “take, make, dispose” – to a circular one (see below), and thus reduce the need for new raw materials.



The Environment Act reflects these principles through several key policies and, although we await final details of how they'll work, we already know the impacts some of these will have on the LWP:

1. **Extended Producer Responsibility (EPR)** = In line with '**polluter pays**', companies producing packaging will pay towards the costs of collecting and recycling/disposal of that packaging. Funding to councils is currently set to begin in 2024 with payments dependent on meeting targets for an “efficient and effective” service.
2. **Deposit Return Scheme (DRS)** = Consumers will pay a deposit on drinks containers (plastic or metal) to be claimed back when returned to host retailers for recycling. Due to begin in 2025 it is hoped that, in line with the '**waste hierarchy**', it will recycle bottles and cans currently disposed of as litter. It also is also set to divert items already recycled through LWP collections.
3. **Collections Consistency** – The aim is that all households and businesses in the UK should receive the same waste collections, increase the quantity and quality of recyclables, and thus encourage a UK '**circular economy**'. The proposals include:
  - The same list of recyclables to be collected nationwide – The good news is that the LWP already recycles everything on the initial list, but we'll need to add others later.
  - Food waste collections – The proposal is for these to be provided to all households from 2025, but we await final confirmation. Details of how we're working towards this are on page 9.

# We're On The Right Track

## Reviewing our Waste Strategy

The world of waste never stands still. Changes in legislation or available technology mean that we need to regularly review not only our progress against the objectives we've set in our Waste Strategy for Lincolnshire (that's the purpose of this Annual Review), but also to check that those objectives still reflect what we want to achieve.



In light of that, this year the LWP looked at all ten of the strategic objectives we set ourselves in 2019, and the good news is that they all still broadly align with our aspirations. However, we have identified small changes which help to clarify some of them.

<b>Objective 2 now says...</b>	To <i>further explore our</i> common set of recycling materials <i>in line with government legislative changes</i> .
<b>Why?</b>	We've already met our original objective to "move towards" a consistent list of recyclables countywide. This new wording reflects our commitment to recycle any materials added to the national list.

<b>Objective 3 now says...</b>	To consider the introduction of separate food waste collections where technically, environmentally and economically practicable <i>and in line with government legislative changes</i> .
<b>Why?</b>	In line with our original objective, we undertook a trial of food waste collections in the South Kesteven area. We learned a lot but, now that government have specified that these will be mandatory for all councils, we await clarification of the details including start-date and funding.



## Moving Forwards Together

### Cleaning up our recyclables

In seeking to recycle as much as possible, there is a danger of losing sight of the quality of what is collected. Cleaner materials can be recycled into better quality products, and thus can go around the recycling loop many more times.

Thus, in 2019 we set ourselves a strategic objective *“to improve the quality... of our recycling”*, and this has since been reinforced by other drivers for recycling quality (details on page 3) including:

- The desire for a more **‘circular economy’**;
- The proposal that **EPR** funding to councils will depend on the quality as well as quantity of recyclables; and
- The **Environment Act** indicating that each recyclable material should, where practicable, be collected separately.

In light of that, the LWP agreed that the priority is to collect paper and card separately from other recyclables – mixing with glass and food residue left in containers reduces the quality of paper and card – and, following an initial trial, we began rolling out these **‘twin stream’** collections more widely. During 2022, West Lindsey DC and East Lindsey DC joined Boston BC and North Kesteven DC in operating these collections, and our other partners are considering the introduction of twin-stream collections in their areas.

Whilst each Waste Collection Authority organises their own collections, working together through the LWP has enabled us to:

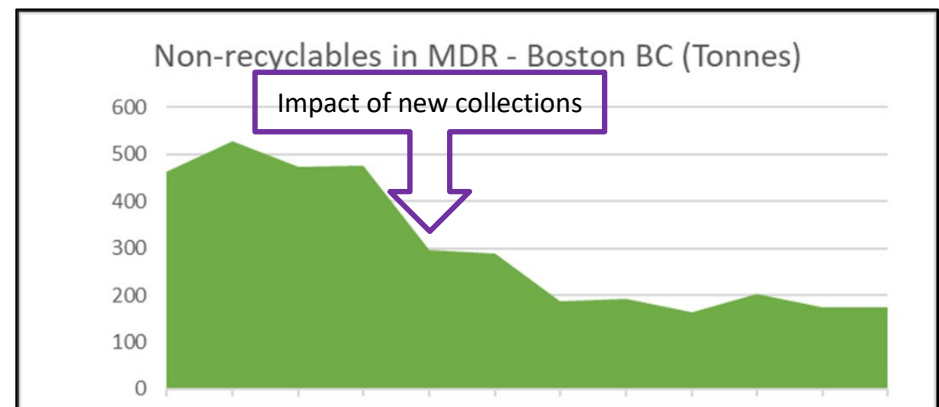
- Learn from each other’s experiences;
- Share consistent communications; and
- Use disposal savings to fund new bins and a team of staff to help explain the new system to householders.

The results of these new collections, accompanied by our **“Right Thing, Right Bin”** communications campaign (see page 8), have been very impressive. We’ve seen:

- A dramatic improvement in the quality of paper and card sent for recycling – This enables it to be recycled more locally and to create a higher standard of recycled material;

and

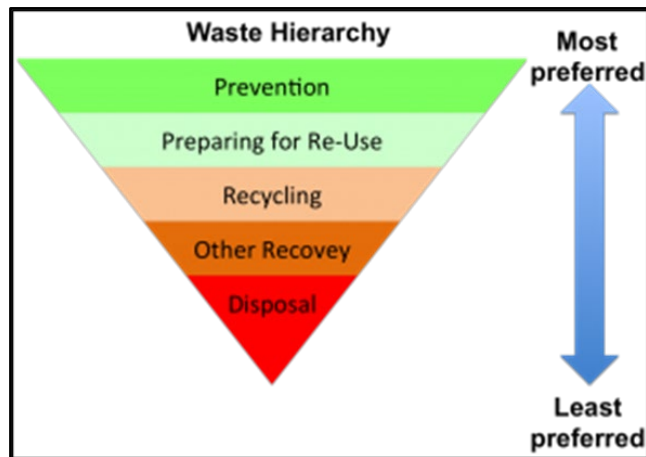
- A significant reduction in the quantity of non-recyclables contaminating the collections of our other recyclables – This chart shows that effect for Boston BC who were the first to adopt the new collections.



## What Does “Good” look like?

### Is recycling always the best thing?

For many years, recycling rate has been seen as the headline measure for waste management – i.e. recycling more is always a good thing. However, whilst recycling is still important, this is now being re-examined through the lens of the waste hierarchy.



The waste hierarchy makes it clear that, although recycling is a good thing, there are better ways to manage waste:

- Better = **Preparing for re-use.**
- Best = **Prevention.**

Interestingly, either of these better options can, by reducing waste, reduce our recycling rate, making it look like we’re performing badly! Indeed, in 2022/23, our overall recycling rate fell by around 1.5% not because we failed to recycle what we received but rather

because the record-breaking heatwave in 2022 meant there was less growth and less garden waste. Whilst we can’t claim credit for ‘preventing’ that waste, neither was it down to poor performance!

In order to find ways to shift the focus higher up the waste hierarchy, in 2019 we set ourselves a strategic objective **“to find the most appropriate ways to measure our environmental performance, and set appropriate targets”**. The UK government has also indicated this as a priority, and has started to set different targets to reflect that.

Thus, to better measure good performance, we are:

- Already measuring total waste produced by each household and have seen this reduce over the last few years.
- Considering following the government example of setting national targets to reduce non-recycled waste – That can be achieved by prevention, reuse or recycling.
- Looking at quality as well as quantity of recycling (see page 5).
- Seeking to measure and reduce our carbon footprint.

Whilst we remain committed to recycling as much as possible of the waste which we receive, this new focus will help us to promote new projects such as:

- **Reuse** – We are looking to trial a new initiative at our Tattershall Household Waste Recycling Centre.
- **Prevention** – New food waste collections (see page 9) will be accompanied by waste reduction messages.

## Tackling Waste Crime

### Together on the “ECP bus”

Whilst the LWP’s focus is on the waste which our householders present us with, we also have a part to play in tackling illegal waste activity.

Our Waste Collection Authorities have a duty to collect waste which has been flytipped on public land but, rather than seeing it as something inevitable, it’s much better to seek to prevent the crime happening in the first place. However, because waste criminals don’t limit themselves to one particular kind of crime or location, it’s important that we collaborate on this with other organisations.

We do this both by taking action as individual councils and through membership of the Lincolnshire Environmental Crime Partnership (ECP) which brings together a wide range of organisations with an interest in preventing flytipping. In their 2022 Annual Report, their Chair describes the ECP thus:

*I always describe it as the **ECP bus**. We are all going to the same destination (which is akin to the same ambition to tackle fly tipping) and whilst we haven’t got to the destination yet, we are making great progress! By sharing and travelling together, we are more effective in tackling environmental crime within Lincolnshire.*

Highlights in the report include:

- Sharing best practice = Through Environmental Crime Officers Working Group and training events.
- Multi-agency operations = Council officers working together with Environment Agency, Police, Driver and Vehicle Standards Agency and His Majesty’s Revenue and Customs to stop and check vehicles carrying waste.
- Communicating as a partnership = A shared communications strategy and social media campaigns.

These coordinated actions have led to numerous convictions achieved by partners across the county. These have resulted in fixed penalty notices, costs sought up to thousands of pounds and sanctions including a six-month suspended prison sentence.

Further details, including the ECP’s Annual Report, can be found at: [Lincolnshire Environmental Crime Partnership \(lincolnshire-pcc.gov.uk\)](https://lincolnshire-pcc.gov.uk)



## Helping You To Help Us

### Unified communications

The eight LWP councils continue to work together to give consistent messages countywide to let you know what we're doing and how you can help us. Our 'Right Thing, Right Bin' campaign, enabled by achieving our JMWMS objective ***"to move towards a common set of recycling materials"***, continues to be the focus of our work and is helping to reduce contamination and is helping to recycle more quality materials.

### Why are we doing it?

Since launching the campaign, we have seen some amazing results which are helping us to recycle more of the right materials. In areas where the twin stream initiative has been embedded, around 90% of all the items put in residents' recycling bins at home is exactly the right materials.

### What are we doing?

In line with national policy, we've harmonised the list of recyclables accepted across Lincolnshire and continue to review this regularly. This makes it easier for us to explain what should go in which bin. Each LWP council's website now features an A-Z search function where you can look up what to do with over 100 different types of waste ranging from aerosol cans to yoghurt pots – Both of those can be recycled as long as they're empty, by the way! The feature

also allows residents to understand what they can take to the Household Waste Recycling Centres.

### Schools and community engagement

We have worked hard to develop a programme for primary school children and wider community groups called "Let's Talk Rubbish". The programme is aimed at delivering clear and concise messages to help minimise waste, reduce contamination and enable us to recycle more of the "right things". The programme has been delivered to:

- Over 700 primary school children, and
- Approximately 40 community groups including residents associations, parish councils, cubs & scouts and special schools.

More information, specifically about the schools programme, can be found at <https://www.lincolnshire.gov.uk/letstalkrubbish> and via this QR code.



## What Happens Next?

### Planning for the future

As described on page 3, the government has already given us a steer on some of the things we need to work on next. Although we await clarification on details such as what we'll be required to do and what central funding we'll receive for it, we've already started to plan for some of the key projects.

#### Food waste

The Environment Act 2021 states that every UK household must receive a separate, weekly collection of food waste. Councils will, at least initially, receive central funding for these extra collections but that funding will only become available once the government confirms a start date.



Although there are some things we can't do until we have that funding – e.g. buying new trucks to do the collections – the LWP is already working

together to plan how the collections will work, including how the food waste will be recycled afterwards. This planning is aided by the lessons we learned from our trial collections which operated in South Kesteven in line with our strategic objective *“to consider the introduction of separate food waste collections”*.

#### Less waste in your bins?

The government's plan for a Deposit Return Scheme (DRS) for drinks containers looks certain to capture a considerable quantity of plastic bottles and metal cans which would previously have been handled via kerbside collections. This will have pros and cons – e.g. less waste to collect but lower recycling rate – for the LWP, and we're currently modelling what these impacts will be and whether we need to do anything to address them.

#### Funding for packaging waste

Under the 'polluter pays' principle, the costs for handling a waste item should be met by those originally responsible for producing the item. The government have already put a system in place which arranges this for electrical goods, and they are now doing so for packaging via their Extended Producer Responsibility (EPR) system.

Whilst this will initially bring in additional funding for councils, that will depend on ensuring that our services are “efficient and effective”. This will require us to do additional work including:

- Measuring exactly how much of each type of packaging we handle, and
- Meeting quality standards for recyclables – Our twin-stream collections are helping us to achieve that.

# 2022/23 IN NUMBERS

## HIGH-QUALITY RECYCLING



OVER 200,000 HOMES WITH PURPLE-LIDDED BINS



98% PAPER AND CARD IN PURPLE-LIDDED BINS

**RIGHT THING, RIGHT BIN**

CONTAMINATION DOWN 40% COUNTYWIDE\*



9,000 TONNES LESS ITEMS IN THE WRONG BIN\*

\*compared to 2020/21

## KERBSIDE COLLECTIONS



OVER 130 BIN WAGONS



NEARLY 350 COLLECTION STAFF



COLLECTIONS FROM OVER 350,000 HOMES



2 MILLION MILES DRIVEN (4X TO THE MOON AND BACK)

## WHERE DOES YOUR HOUSEHOLD WASTE GO?



20% RECYCLED



19% COMPOSTED\*



58% TURNED INTO ELECTRICITY



3% LANDFILL

\*affected by record hot summer

## COMMUNICATIONS



32 NEWS RELEASES ISSUED



OVER 240,000 POST IMPRESSIONS



OVER 62,000 VIDEO VIEWS



18 VIDEOS PRODUCED



## Appendix A – Review of JMWMS Vision and Objectives

*The following is the text of a report considered by LWP members at their meeting in March 2023. It should be noted that as stated in the draft meeting minutes, Members resolved: “That the amendments to the JMWMS be agreed.”*

### BACKGROUND INFORMATION

The Lincolnshire Waste Partnership’s (LWP) current Joint Municipal Waste Management Strategy (JMWMS) was adopted in 2019. This JMWMS for Lincolnshire sets out how the members of the LWP will work in partnership to protect the environment by delivering sustainable waste management services and to establish best value waste management practices for the benefit of Lincolnshire. In creating the strategy, a period of public consultation was undertaken between April and July 2018 and the subsequent feedback was used to help shape the final strategy and vision which is:

***To seek the best environmental option to provide innovative, customer friendly waste management solutions that give value for money to Lincolnshire.***

The strategy set out the agreed set of high-level objectives, which were identified as key drivers for the delivery of the strategy and the vision. Each of these objectives were to be considered in the light of the Partnerships shared values that:

***All Objectives should ensure that services provided under the Strategy represent the best possible environmental option which gives value for money for Lincolnshire residents.***

The ten objectives of the strategy are as follows:

<b>Objective 1.</b>	To improve the quality and therefore commercial value of our recycling stream.
<b>Objective 2.</b>	To move towards a common set of recycling materials.
<b>Objective 3.</b>	To consider the introduction of separate food waste collections where technically, environmentally and economically practicable.
<b>Objective 4.</b>	To explore new opportunities of promoting waste minimisation and of using all waste as a resource in accordance with the waste hierarchy
<b>Objective 5.</b>	To contribute to the UK recycling targets of 50% by 2020 and 55% by 2025.
<b>Objective 6.</b>	To find the most appropriate ways to measure our environmental performance and set appropriate targets
<b>Objective 7.</b>	To seek to reduce our carbon footprint.
<b>Objective 8.</b>	To make an objective assessment of what further waste processing/disposal capacity is required and, as necessary, secure appropriate capacity.
<b>Objective 9.</b>	To regularly review the LWP governance model in order to provide the best opportunity to bring closer integration and the implementation of the objectives set by the strategy.
<b>Objective 10.</b>	To consider appropriate innovative solutions in the delivery of our waste management services.

The strategy details that delivery of these objectives would be achieved through an action plan, the initial plan was published with the strategy in 2019 and annually the LWP publishes its review to update on progress across the Partnership.

The review period for the JMWMS is set to be at least every five years, in line with government guidance, and will look to ensure that our shared objectives remain appropriate and change them if necessary. Therefore, this report sets out the work being done to review the JMWMS, in accordance with the timeline originally set.

## DISCUSSIONS

The published strategy pointed to potential reasons for reviewing the JMWMS, and its objectives, coming from changes to the operational and legislative landscape, including:

- The UK's departure from the European Union, and any changes in UK waste legislation and policy which arise from that; and
- The level of funding provided to each Authority by the UK Government

In the years since 2019, we have seen the UK depart from the European Union and there continue to be legislative changes as a result of that.

We have yet to see the full landscape that will emerge from the commitments made in the 2018 Resources and Waste Strategy and subsequently, the Environment Act 2021. The government have published a number of consultations to further develop proposals on the waste reforms but have not finalised these through secondary legislation. Whilst we have seen more detail on Extended Producer Responsibility (EPR) and Deposit Return Schemes (DRS), we await the response for the Consistency in Household and Business Recycling. All policies, in particular the latter, having potentially far-reaching consequences to the Partnership and all partners in the way that waste will be collected and disposed of. Whilst we still await this outstanding consultation response, the missing piece of the reforms puzzle means that we are conscious that assumptions must be made when reviewing our strategy.

In addition to these reasons for review, we have seen changes because of the pandemic and the resulting variations to behaviours and working styles that have impacted the waste composition for our county and nationally.

Furthermore, the current cost of living crisis could well see further spending habit changes and impacts to our compositions, which we will need to monitor and consider when reviewing the strategy.

With all this in mind, we have reviewed the objectives set in the original JMWMS to see if these new local and national contexts mean changes are necessary to the objectives. Given that the original objectives were high level, and that we still don't have full clarity on the

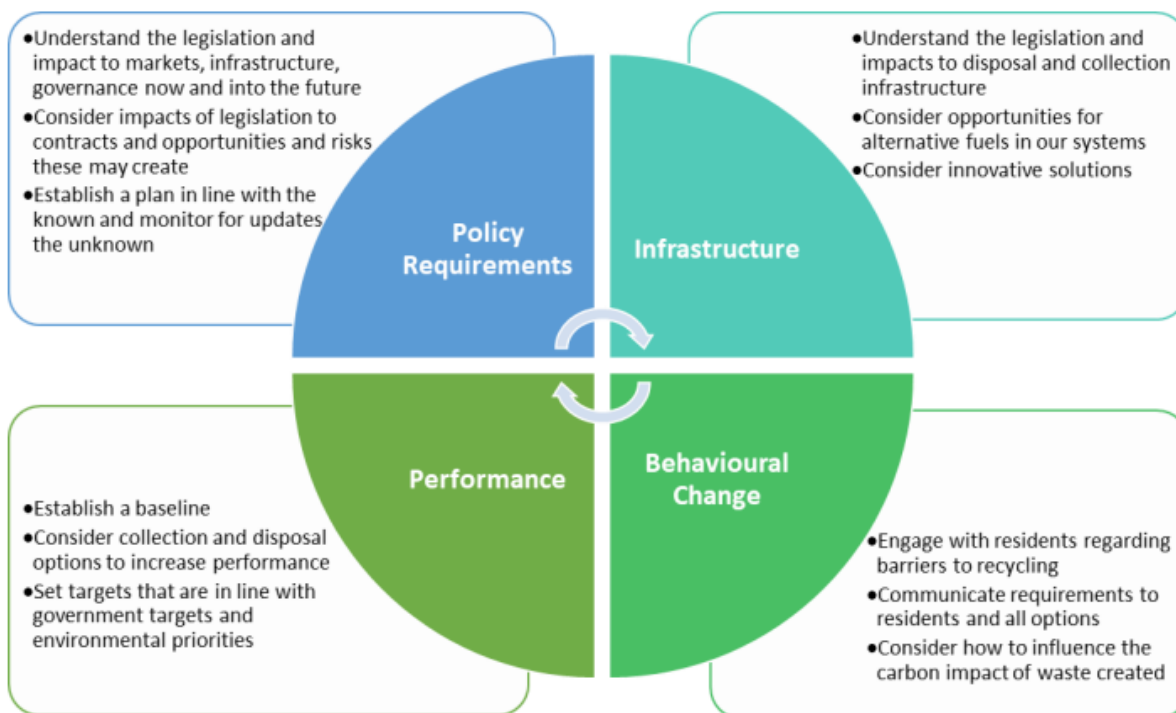


waste reforms from government, much of the language in the objectives remains relevant and we have only proposed minor tweaks, as set out below:

<b>Objective 1.</b>	To improve the quality and therefore commercial value of our recycling stream. <i>Still applies</i>
<b>Objective 2.</b>	To move towards a common set of recycling materials. <b>Updated wording proposed: To further explore our common set of recycling materials in line with government legislative changes</b>
<b>Objective 3.</b>	To consider the introduction of separate food waste collections where technically, environmentally and economically practicable. <b>Updated wording proposed: To consider the introduction of separate food waste collections where technically, environmentally and economically practicable and in line with government legislative changes</b>
<b>Objective 4.</b>	To explore new opportunities of promoting waste minimisation and of using all waste as a resource in accordance with the waste hierarchy. <i>Still applies</i>
<b>Objective 5.</b>	To contribute to the UK recycling targets of 50% by 2020 and 55% by 2025. <b>Updated working proposed: To contribute to the UK recycling target of 55% by 2025</b>
<b>Objective 6.</b>	To find the most appropriate ways to measure our environmental performance and set appropriate targets. <i>Still applies</i>
<b>Objective 7.</b>	To seek to reduce our carbon footprint. <i>Still applies</i>
<b>Objective 8.</b>	To make an objective assessment of what further waste processing/disposal capacity is required and, as necessary, secure appropriate capacity. <i>Still applies</i>
<b>Objective 9.</b>	To regularly review the LWP governance model in order to provide the best opportunity to bring closer integration and the implementation of the objectives set by the strategy. <i>Still applies</i>
<b>Objective 10.</b>	To consider appropriate innovative solutions in the delivery of our waste management services. <i>Still applies</i>

Alongside the above proposed minor amendments to three of the ten objectives, a review of the action plan has been undertaken. The table shows the new high level draft action plan and which objectives these key actions are looking to deliver.

Updated Keys Actions to Achieve Objectives	Objective									
	1	2	3	4	5	6	7	8	9	10
Identify the requirements of Environment Act and any secondary legislation and consider operational and contractual implications	✓	✓	✓	✓				✓	✓	✓
Understand the market now and into the coming years to establish a plan for materials that need to be collected and disposed of as a result of the government legislative changes	✓	✓			✓					✓
Consider collection and disposal methods, including contracts, that may increase the value of our material and how we can increase capture rates	✓				✓					✓
Engage with residents to understand their barriers and establish plans to overcome or communicate alternative options to deliver our objectives	✓			✓						✓
Establish the baseline of what is currently presented and any differences seen between areas and what is proposed as a result of legislative changes		✓			✓	✓				
Consider opportunities for shared procurement			✓							✓
Establish a timeline for roll out of relevant new initiatives, including communication to residents, purchasing and contracts			✓							✓
Set targets that are in line with government targets and environmental priorities						✓				
Establish the baseline of our current carbon footprint and how we can look to reduce this							✓			
Consider opportunities for alternative fuels in our waste management systems							✓			
Consider how we can influence the reduction of the carbon footprint of what is presented to us							✓			
Consider options appraisal for governance models and risks and opportunities of changing governance									✓	



These key actions have been grouped into 4 themes, that help to better visualise the delivery of the JMWMS and its vision through the key actions delivering our vision.

#### OPTIONS

To retain the existing JMWMS ‘as is’ and await further clarity on changes in the waste legislation.

1. To agree the proposed review of the JMWMS and invite the Strategic Officer Working Group to formalise the proposals, as set out in this report.
2. To invite the Strategic Officer Working Group to adjust/amend its review work based on feedback from this report, and to bring back to the LWP formal proposals for future delivery.

#### RECOMMENDATIONS

It is recommended that, in line with option two, the proposed minor alterations to the wording of three of the ten objectives, as set out in the report, are agreed. It is recommended that these will bring the objectives in line with the current landscape as a result of this first review of the JMWMS. It is not considered that these changes will make material differences to what was originally agreed, but that these amendments bring the objectives up to date and support the ongoing work of the LWP to deliver the strategy.

Furthermore, it is recommended that a new action plan is agreed in line with the draft key actions outlined in this report. These are the mechanisms which will deliver the objectives of the strategy.

To monitor delivery, a further report will come forward at a future LWP meetings to consider the performance indicators that will underpin the objectives and the new action plan.

Continues on next page

## **Appendix B – Progress against the Vision and Objectives through the delivery of the JMWMS Action Plan**

The LWP report shown in Appendix A includes proposals for a rewriting of the JMWMS action plan. At the time of writing, the action plan is under review by the LWP's Strategic Officer Working Group (SOWG) in light both of that report and of emerging details on national policy.

A proposed new action plan will be shared with LWP members as soon as possible.

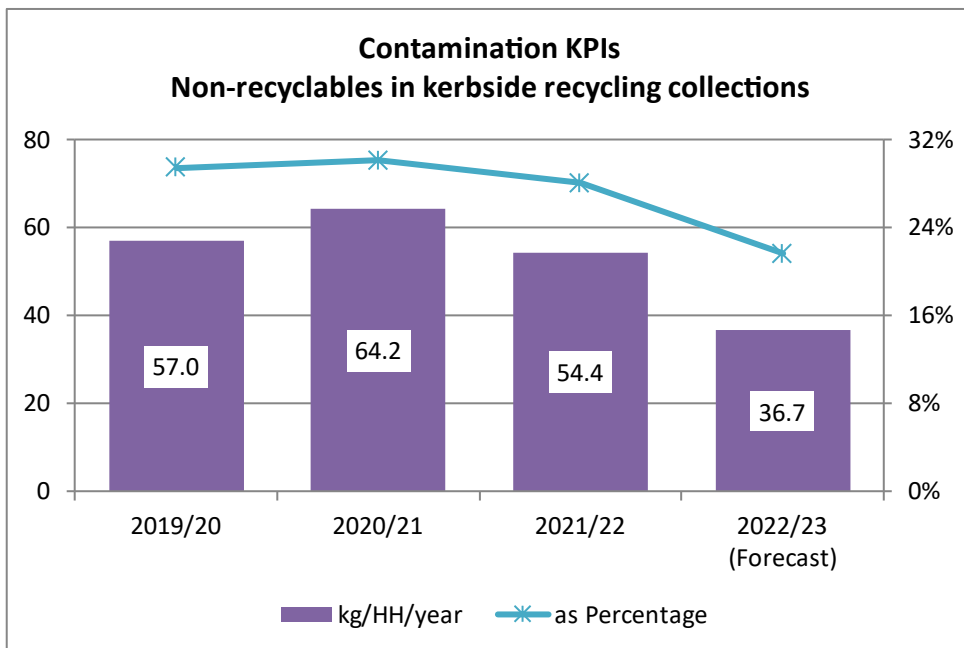
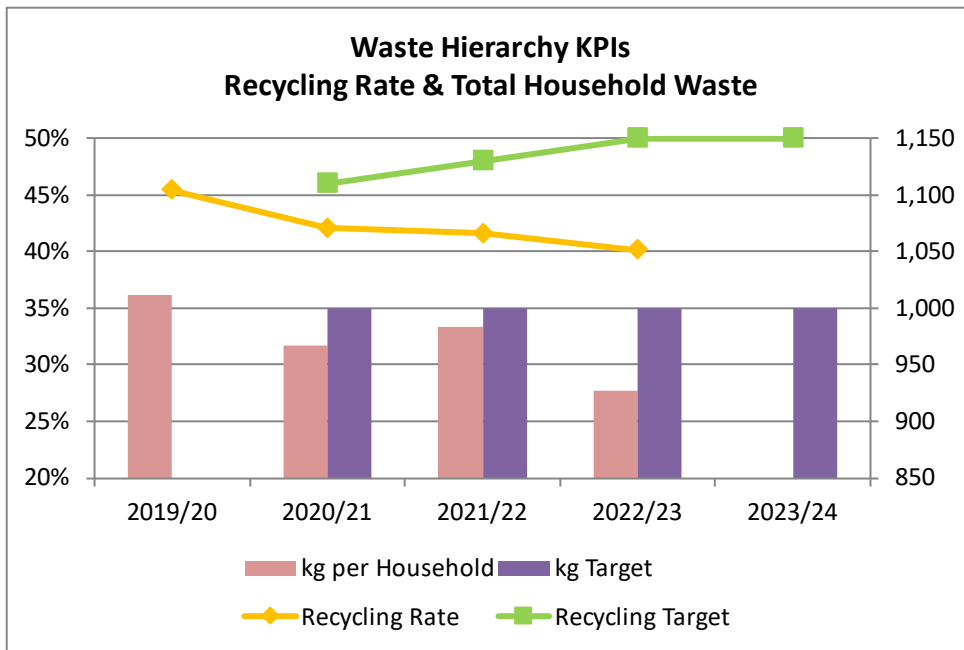
Continues on next page

## Appendix C – Measuring Performance

**Performance Summary** (See the below text for further details).

### Performance against agreed Key Performance Indicators (KPI)

	Previous Performance			Current Year (2022/23)				Future Targets
	2019/20	2020/21	2021/22	Actual (Estimate)	Target	On Target?	Direction of Travel	2023/24
Recycling Rate (%)	45.4%	42.1%	41.6%	40.1%	48%	Worse (below)	Worse (falling)	50.0%
Total Household Waste (kg per household)	1,012	967	984	927	1,000	Better (below)	Better (falling)	1,000
Recyclables Contamination (%)	29.5%	30.2%	28.1%	21.7%	n/a (targets tbc)	n/a (targets tbc)	Better (falling)	n/a (targets tbc)
Recyclables Contamination (kg per household)	57.0	64.2	54.4	36.7	n/a (targets tbc)	n/a (targets tbc)	Better (falling)	n/a (targets tbc)

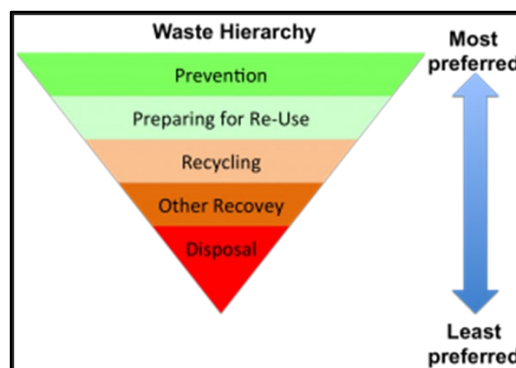


### Background of Key Performance Indicators (KPIs)

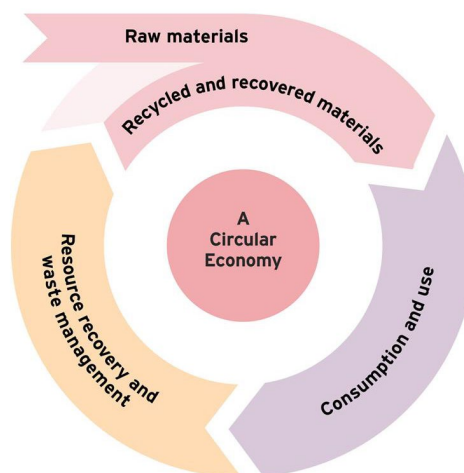
As described in the public-facing LWP Annual Review, we are seeking better ways to measure “good” performance. This aligns with our JMWMS Strategic Objective 6, **“to find the most appropriate ways to measure our environmental performance, and set appropriate targets”**, and with the government’s similar aims expressed through their Resources and Waste Strategy (RAWS) and beyond.

Whilst we will continue to recycle as much as we can, and to measure that via our recycling rate (percentage), we are also seeking to find KPIs which help us to prioritise:

- The **Waste Hierarchy** – Whilst recycling is better than disposal to landfill, it is even better to reuse or, ideally, to produce less waste in the first place.



- A **Circular Economy** – The quantity of recycling is important but, in order to recycle things more times around the loop, it is important to focus on the quality of what is collected.



- Our **Carbon Footprint** – This will help us to measure the overall environmental impact of our waste services. For example...
  - We can address vehicle emissions by using alternative-fuel vehicles and/or handling waste as locally as possible, and
  - Recycling some materials has a greater carbon benefit than others.

**Waste Hierarchy**

The LWP have agreed two measures relating to how we comply with the "Waste Hierarchy".

<b>Recycling rate of "waste from households"</b>	
<b>Related JMWMS Objective:</b>	Objective 5 – To contribute to the UK recycling targets of 50% by 2020 and 55% by 2025.
<b>Details:</b>	Uses the same definition as that used for the national recycling rate, and includes recycling, reuse and composting from all sources, not just kerbside collections.
<b>2022/23 Performance:</b>	Actual: 40.1% (41.6% in 2021/22) Target: 50% (higher is better)
<b>Commentary:</b>	Overall our recycling rate was 1.5% less in 2022/23 than in the previous year. Whilst this may seem like bad news, it should be noted that this fall results from the record-breaking hot Summer of 2022 as this resulted in less growth in gardens and nearly 9,000 tonnes less green waste to compost. Thus: <ul style="list-style-type: none"> <li>• The fall in recycling rate was beyond our control;</li> <li>• If we had received and composted the "missing" 9,000 tonnes, our recycling rate would have been identical to last year; and</li> <li>• In line with the Waste Hierarchy, it's actually better that the waste wasn't produced in the first place than that we had to recycle it.</li> </ul>
<b>Our plans:</b>	We are seeking to increase our recycling rate through: <ul style="list-style-type: none"> <li>• <b>Consistent communications</b> including our 'Right Thing, Right Bin' campaign.</li> <li>• Rolling out <b>separate collections of paper and card</b> to produce cleaner material which is easier to recycle.</li> <li>• Planning for the introduction of <b>separate collections of food waste</b> in line with emerging national policy.</li> </ul>

<b>Household Waste Collection (kilograms per household)</b>	
<b>Related JMWMS Objective:</b>	Objective 4 – To explore new opportunities of promoting waste minimisation and of using all waste as a resource in accordance with the waste hierarchy.
<b>Details:</b>	Includes all sources, not just kerbside collections.
<b>2022/23 Performance:</b>	Actual: 927kg (984kg in 2021/22) Target: 1,000kg (lower is better)
<b>Commentary:</b>	Overall this has reduced considerably, and we are doing much better than our target to keep below 1,000kg per household. Whilst, as already described, much of the fall (9,000 tonnes of green waste) was due to the hot Summer, other reductions have contributed to a forecasted drop in household waste of nearly 17,000 tonnes (including the 9,000 tonnes of green).
<b>Our plans:</b>	We are seeking to maintain, or even lower this rate through: <ul style="list-style-type: none"> <li>• Including messages about <b>waste minimisation</b> alongside our other waste-related publicity.</li> <li>• Planning for <b>more reuse</b> at our Household Waste Recycling Centres.</li> </ul>



**Circular Economy**

In order to enable our material to be recycled more times, it is important that we improve its quality by reducing how much non-recyclable contamination is collected with it.

Thus, the LWP have agreed two measures relating to the level of non-recyclable materials in our kerbside collections of recyclables. We have not set ourselves specific targets but are making good progress in reducing them compared to where we were previously through our twin-stream collections and accompanying ‘Right Thing, Right Bin’ campaign. For countywide consistency, these measures are for the overall quantity of kerbside-collected dry recyclables so, in twin-stream areas, they include non-recyclables received with:

- Separately-collected paper and card; and
- Remaining mixed recyclables.

<b>Recyclables Contamination (%)</b>			
<b>Related JMWMS Objective:</b>	Objective 1 – To improve the quality and therefore commercial value of our recycling stream.		
<b>Details:</b>	Shown as a percentage, the quantity of non-recyclable material contained in our kerbside recycling collections.		
<b>2022/23 Performance:</b>	<table border="1"> <tr> <td>Actual: 21.7% (28.1% in 2021/22)</td> <td>Target: No specific figure but lower is better</td> </tr> </table>	Actual: 21.7% (28.1% in 2021/22)	Target: No specific figure but lower is better
Actual: 21.7% (28.1% in 2021/22)	Target: No specific figure but lower is better		
<b>Commentary:</b>	Supported by our ‘right thing, right bin’ campaign, and engagement with the public during collection rounds, contamination has fallen significantly in areas where twin-stream collections have rolled out. This is largely due to the remarkably clean paper and card, but the remaining mixed recyclables are also cleaner than before.		
<b>Our plans:</b>	We are seeking to reduce contamination through: <ul style="list-style-type: none"> <li>• <b>Consistent communications</b> including our ‘Right Thing, Right Bin’ campaign.</li> <li>• Rolling out <b>separate collections of paper and card</b> to produce cleaner material which is easier to recycle.</li> <li>• Introducing <b>separate collections of food waste</b> in line with emerging national policy.</li> </ul>		

<b>Recyclables Contamination (kg per household)</b>			
<b>Related JMWMS Objective:</b>	Objective 1 – To improve the quality and therefore commercial value of our recycling stream.		
<b>Details:</b>	Shown as a kg per household over the year as a whole, the quantity of non-recyclable material contained in our kerbside recycling collections.		
<b>2022/23 Performance:</b>	<table border="1"> <tr> <td>Actual: 36.7kg (54.4kg in 2021/22)</td> <td>Target: No specific figure but lower is better</td> </tr> </table>	Actual: 36.7kg (54.4kg in 2021/22)	Target: No specific figure but lower is better
Actual: 36.7kg (54.4kg in 2021/22)	Target: No specific figure but lower is better		
<b>Commentary:</b>	Although the focus of our ‘right thing, right bin’ campaign is to divert non-recyclable contamination from recycling collections to residual waste, there has actually been a fall in overall non-recycled waste (residual waste collections plus contamination) of 20kg per household.		
<b>Our plans:</b>	See above in percentage measure.		

**Carbon Footprint**

An initial assessment, using 2017/18 data, identified the main sources of the LWP's carbon emissions and, most notably, showed the importance of keeping landfill to a minimum. Having focussed on maintaining services during the pandemic, we are now in a position to update that work.

An update on this work will be given in next year's annual report.



## Lincolnshire Waste Partnership

### Forward Plan 2023

<b>27 July 2023 (AGM)</b>		
Election of Chairman		
Election of Vice-Chairman		
Performance Update and Draft Annual Report	Matthew Michell	LCC
Joint Municipal Waste Management Strategy (JMWMS) Update and Action Plan		

<b>5 October 2023 (TBC)</b>		
Performance Update	Matthew Michell	LCC
Progress on national policy initiatives and their impacts on LWP	Matthew Michell	LCC
Joint Municipal Waste Management Strategy (JMWMS) Update and Action Plan		

<b>1 February 2024 (TBC)</b>		
Performance Update	Matthew Michell	LCC
Update on progress towards separate food waste collections and processing – subject to government confirmation	Matthew Michell	LCC
Joint Municipal Waste Management Strategy (JMWMS) Update and Action Plan		
Persistent Organic Pollutants Position Statement		

### Items for future consideration

This page is intentionally left blank